

Egg Crate Grille Fixed Core

Technical Specification Sheet

Egg Crate Grilles Fixed Core Range of Products

Features

- Used for return air
- Ceiling and wall mounted
- Aluminium construction
- Powdercoat finish
- Standard colour is white
- 10 stock sizes
- Other sizes available upon request*
- Available loose and removable core
- Neck adapter available to suit in various sizes



Stock Sizes*

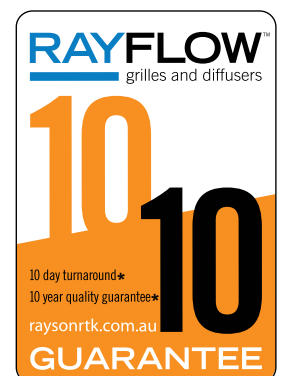
ECGFC1515 (150 x 150)
ECGFC2020 (200 x 200)
ECGFC2525 (250 x 250)
ECGFC3030 (300 x 300)

ECGFC3535 (350 x 350)
ECGFC4040 (400 x 400)
ECGFC5929 (595 x 295)

ECGFC5959 (595 x 595)
ECGFC6060 (600 x 600)
ECGFC1159 (1195 x 595)

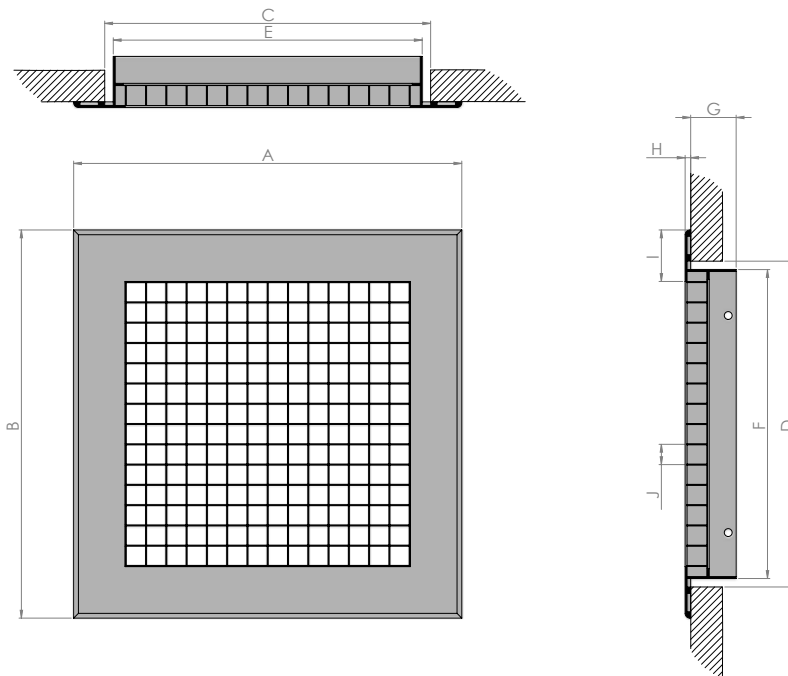
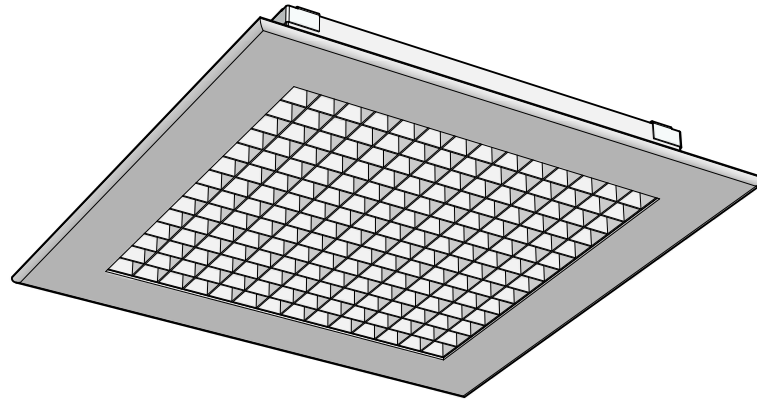
Explanation of Part Number Structure

Product Group	Product Type	Size (A x B)
Egg Crate Grille	Fixed Core	150mm x 150mm
ECG	FC	1515
ECGFC1515		



*Refer web site for details





Product Dimensions

PART NO.	FACE		NOMINAL NECK		EXACT NECK		PENETRATION DEPTH	FLANGE THICKNESS	FLANGE	PITCH
	A	B	C	D	E	F	G	H	I	J
ECGFC1515	193	193	150	150	145	145	28	4	30	12.7
ECGFC2020	243	243	200	200	195	195	28	4	30	12.7
ECGFC2525	293	293	250	250	245	245	28	4	30	12.7
ECGFC3030	343	343	300	300	295	295	28	4	30	12.7
ECGFC3535	393	393	350	350	345	345	28	4	30	12.7
ECGFC4040	443	443	400	400	395	395	28	4	30	12.7
ECGFC5929	595	295	552	252	547	247	28	4	30	12.7
ECGFC5959	595	595	552	552	547	547	28	4	30	12.7
ECGFC6060	643	643	600	600	595	595	28	4	30	12.7
ECGFC1159	1195	595	1152	552	1147	547	28	4	30	12.7

Drawing dimensions in millimetres

