

Half Chevron Fixed Core

Technical Specification Sheet

Half Chevron Fixed Core Range of Products

Features

- Used for supply and return air
- Typically wall mounted
- Aluminium construction
- Powdercoat finish
- Standard colour is white
- 11 stock sizes
- Other sizes available upon request*
- Available in removable core.
- Opposed blade dampers available to suit



Stock Sizes*

HCFC4040 (400 x 400)
HCFC4050 (400 x 500)
HCFC4060 (400 x 600)
HCFC4075 (400 x 750)

HCFC4090 (400 x 900)
HCFC5959 (595 x 595)
HCFC6012 (600 x 1200)
HCFC6030 (600 x 300)

HCFC6060 (600 x 600)
HCFC6075 (600 x 750)
HCFC6090 (600 x 900)

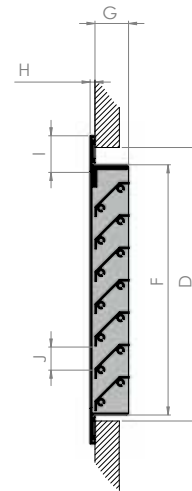
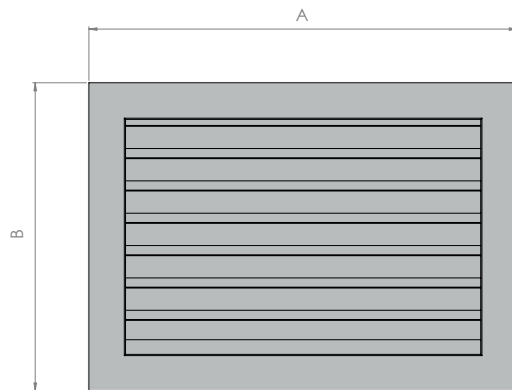
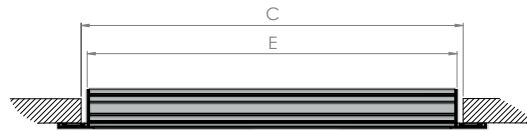

Explanation of Part Number Structure

Product Group	Product Type	Size (A x B)
Half Chevron	Fixed Core	400mm x 400mm
HC	FC	4040
HCFC4040		



*Refer web site for details





Product Dimensions

PART NO.	FACE		NOMINAL NECK		EXACT NECK		PENETRATION DEPTH	FLANGE THICKNESS	FLANGE	PITCH
	A	B	C	D	E	F				
HCFC4040	442	442	400	400	395	395	28	4	30	27
HCFC4050	442	542	400	500	395	495	28	4	30	27
HCFC4060	442	642	400	600	395	595	28	4	30	27
HCFC4075	442	792	400	750	395	745	28	4	30	27
HCFC4090	442	942	400	900	395	895	28	4	30	27
HCFC6030	642	342	600	300	595	295	28	4	30	27
HCFC6060	642	642	600	600	595	595	28	4	30	27
HCFC6075	642	792	600	750	595	745	28	4	30	27
HCFC6090	642	942	600	900	595	895	28	4	30	27
HCFC6012	642	1242	600	1200	595	1195	28	4	30	27
HCFC5959	595	595	553	553	548	548	28	4	30	27

Drawing dimensions in millimetres

