

Outside Air Louvre

Technical Specification Sheet

Outside Air Louvre Range of Products

Features

- Typically used for exhaust air
- Mounted in external walls
- Aluminium construction
- Fitted with vermin proof mesh as standard
- Standard finish is natural anodised
- Other colours available upon request
- 7 stock sizes
- Other sizes available upon request*
- Available in 40, 75 & 100mm depth neck
- Available in 2 stage louvre
- Available in circular



Stock Sizes*

OAL1515 (150 x 150)
OAL2020 (200 x 200)
OAL2525 (250 x 250)

OAL3030 (300 x 300)
OAL3535 (350 x 350)

OAL4040 (400 x 400)
OAL6060 (600 x 600)

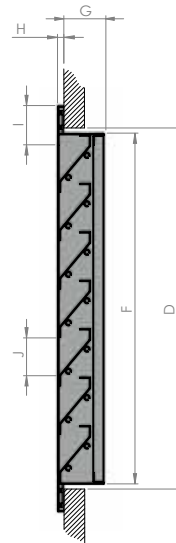
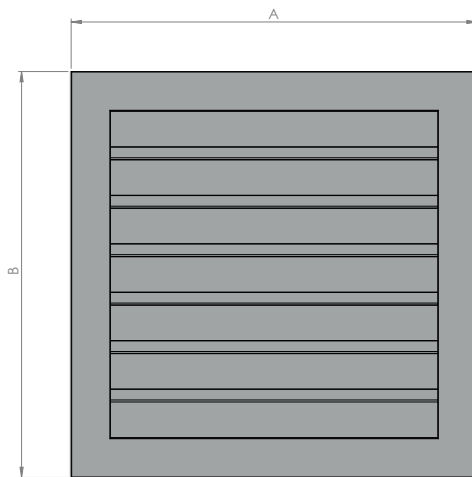
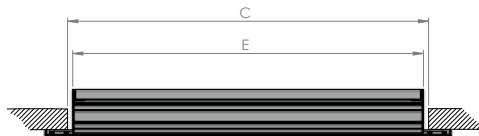

Explanation of Part Number Structure

Product Group	Size (A x B)
Outside Air Louvre	150mm x 150mm
OAL	1515
OAL1515	



*Refer web site for details





Product Dimensions

PART NO.	FACE		NOMINAL NECK		EXACT NECK		PENETRATION DEPTH	FLANGE THICKNESS	FLANGE	PITCH
	A	B	C	D	E	F				
OAL1515	192	192	150	150	145	145	28	4	30	39
OAL2020	242	242	200	200	195	195	28	4	30	39
OAL2525	292	292	250	250	245	245	28	4	30	39
OAL3030	342	342	300	300	295	295	28	4	30	39
OAL3535	392	392	350	350	345	345	28	4	30	39
OAL4040	442	442	400	400	395	395	28	4	30	39
OAL6060	642	642	600	600	595	595	28	4	30	39

Drawing dimensions in millimetres

